







Name _____

Who Likes Pumpkin Pie?

Use the clues to find out what each child had for a snack.
Color the correct boxes.

1. Tomas put salt on his snack.
2. Ann held a cone to eat her snack.
3. Bill and Kim ate their snacks with a fork.
4. Bill doesn't like cake.

	 pumpkin pie	 ice cream	 popcorn	 cake
Ann	X			
Bill				
Kim				
Tomas				

Turn this paper over. Draw a snack you like to eat. Tell why you like it.

©2001 by Evan-Moor Corp. 48 Hands-On Thinking Activities • EMC 789

Student Task

Students use clues to figure out which person likes pumpkin pie.

Materials

- container of counters
- crayons
- page 48, reproduced for each student
- center sign on page 49

Steps to Follow

1. Prepare materials for the center.
2. Discuss strategies for working a logic matrix. Read the clues and put a counter on the correct box. If there can be no other answer for that person, make an X in all the other boxes after that name. Since each person eats only one thing, make an X on all the other boxes under that food. For example: Make an X on all the other foods in Ann's row. Also make an X on all the other boxes under ice cream.

Explain to students that once they are happy with their answers, they are to remove the counters one at a time, coloring in the boxes they have marked.





If students have had limited experience solving a matrix problem, have them work in pairs.

Name _____

Who Likes Pumpkin Pie?

Use the clues to find out what each child had for a snack.
Color the correct boxes.

1. Tomas put salt on his snack.
2. Ann held a cone to eat her snack.
3. Bill and Kim ate their snacks with a fork.
4. Bill doesn't like cake.

	 pumpkin pie	 ice cream	 popcorn	 cake
Ann				
Bill				
Kim				
Tomas				


Turn this paper over. Draw a snack you like to eat. Tell why you like it.

Note: Place this sign on the table to identify the center.

Thinking Skills — deductive reasoning; following directions Number of students at this center — up to 4

fold

Who Likes Pumpkin Pie?



Answer Key

page 24

Name _____

Name the Scarecrows

1. Look at the chart.
2. Read the clues.
3. Write each scarecrow's name.

#	color	hat	gloves	crow	My name is...
1.	blue	no	yes	yes	Jake
2.	purple	yes	yes	no	Ted
3.	green	no	yes	no	Jon
4.	orange	yes	yes	no	Jose
5.	orange	yes	no	yes	Will
6.	blue	yes	yes	no	George
7.	green	yes	no	yes	Hank
8.	purple	no	yes	no	Lee
9.	blue	no	no	yes	Herbie
10.	orange	no	no	yes	Arnold
11.	purple	no	yes	no	Carlos
12.	green	no	no	no	Kai

page 40

Name _____

Larry's Leaves

Help Larry pick leaves for his collection.
These are Larry's leaves.

These are not Larry's leaves.

Mark the leaves that Larry would pick for his collection.

What do all of Larry's leaves have?
5 veins (lines) and a long stem

page 48

Name _____

Who Likes Pumpkin Pie?

Use the clues to find out what each child had for a snack.
Color the correct boxes.

1. Tomas put salt on his snack.
2. Ann held a cone to eat her snack.
3. Bill and Kim ate three snacks with a fork.
4. Bill doesn't like cake.

	pumpkin pie	ice cream	popcorn	cake
Ann				
Bill				
Kim				
Tomas				

Turn this paper over. Draw a snack you like to eat. Tell why you like it.

page 72

Name _____

Polar Bears

Look at the polar bears.
How are they alike?
How are they different?

Mark the two bears that are just alike.

page 80

Name _____

A Herd of Reindeer

Reindeer live in herds.
These reindeer are a part of a herd.

These reindeer are not a part of the herd.

Make this reindeer a part of the herd.

What rule did you follow?
Reindeer with both antlers and a colored nose are part of the herd.

page 84

Name _____

Who Likes Hot Chocolate?

Use the clues to find out what each child had to drink.
Color the correct boxes.

1. Peggy and Jake drink fruit juice.
2. Jake's drink is made from oranges.
3. Sally's drink comes from a cow.
4. Maddy's drink is hot.

	hot chocolate	orange juice	milk	apple juice
Sal				
Peggy				
Maddy				
Jake				

page 92

Name _____

Name the Snowmen

Look at the chart.
Read the clues.
Color the correct boxes.

Write each snowman's name.

#	color	carrots	stick	OO	buttons	My name is...
1.	red	yes	yes	2		Sam
2.	blue	no	no	3		Bob
3.	green	yes	yes	4		Ned
4.	red	no	no	2		Jose
5.	blue	yes	yes	3		Tony
6.	green	yes	no	4		Lee
7.	red	no	yes	2		Pete
8.	blue	yes	no	4		Ken
9.	green	no	yes	3		Raul
10.	red	yes	no	3		Jim
11.	blue	no	no	2		Tom
12.	green	no	yes	4		Carl

page 108

Name _____

Rabbit and Hen

1. Cut out the pictures and cards.
2. Read the cards. Place them in the correct spaces.
3. Ask someone to check your answers. Glue the pieces in place.

wiggly nose	R	whiskers	R
is a mammal	R	beak	H
lays eggs	H	can fly	H
feathers	H	long ears	R
has live babies	R	wings	H
fur	R	is a bird	H
4 legs	R	2 legs	H

page 116

Name _____

Find the Flower

Look at the chart.
Read the clues.
Write each flower's number.

#	color	petals	stems	leaves	My number is...
1.	blue	4	no	0	5
2.	red	3	no	2	1
3.	orange	5	no	2	9
4.	red	5	yes	0	4
5.	red	5	no	1	7
6.	orange	4	yes	2	6
7.	blue	3	no	2	8
8.	orange	5	yes	1	3
9.	red	4	no	0	10
10.	blue	3	yes	1	11
11.	orange	5	yes	0	12
12.	blue	4	no	1	2

page 130

Name _____

May Baskets

These flowers go in my May basket.
These flowers may not go in my May basket.

Draw a flower that may go in the May Basket.

flower must have a long stem and leaves

page 142

Name _____

How Does Your Garden Grow?

Mary planted flowers in her garden.
Her favorite flower is yellow.
Use the clues and the flower cards to find where Mary planted the yellow flower.

1. The green daisy is to the right of the blue flower.
2. It is to the left of the red flower.
3. The orange flower is to the left of the purple flower.
4. The purple flower is the last flower in line.

Color the flowers in the same order that Mary planted them.

Where did you find Mary's favorite flower?
The yellow flower is between the red and the orange flowers.

page 164

Name _____

Speedster

What makes a speedster?
These bikes are speedsters.
These bikes are not speedsters.

Make this bike into a speedster.

What do all of the speedsters have?
All speedsters have a flag and a horn.

page 168

Name _____

Let's Skate

Look at the roller blades carefully.
Find 8 ways they are different.

- one has stripes on the side; the other is black
- one has stripes inside; the other is white inside
- one has white toes; the other has black toes
- one pair has stars; the other has circles
- the wheels are different colors
- one pair has zippers; the other has laces
- one pair has arrows on the blades; the other has wavy lines
- one has a B; the other has an A

page 172

Name _____

I Scream for Ice Cream

Look at the chart.
Read the clues. Write the ice-cream cone's number.

#	fruit	ice cream flavor	skewer	sticks on cone	I am number...
1.	yes	chocolate	3	yes	7
2.	no	chocolate	1	yes	1
3.	yes	strawberry	1	no	12
4.	no	strawberry	2	no	5
5.	no	vanilla	1	yes	4
6.	yes	strawberry	2	yes	8
7.	yes	vanilla	3	no	11
8.	no	chocolate	3	no	6
9.	yes	vanilla	1	yes	9
10.	yes	chocolate	2	yes	10
11.	no	strawberry	2	yes	3
12.	no	vanilla	2	yes	2

page 182

Name _____

At the Zoo

The Smith family went to the zoo.
Use the clues to find out which animal each family member fed best.
Color the correct boxes.

1. Mother liked the animal that nibbled leaves off a tall tree.
2. Father liked the animal that hung from the branch of a tree.
3. Mark liked the heaviest animal best.
4. Which animal did Monica like best? **lion**

	giraffe	lion	elephant	monkey
Father				
Monica				
Mother				
Mark				

page 190

Name _____

Cookie Jar

Write the number of each kind of cookie in the correct place.

Cookies with Chocolate

Cookies with Raisins

1	Both	2
4	9	5
8	3	
6	None	7

-
-
-
-
-
-
-
-
-
-
-
-

Draw one cookie correct in each place.