

## Sparkly Snowflakes

These sparkly snowflakes sparkle like the winter snow outside.




### What you'll need


- wax paper
- wagon wheel pasta
- plate of glue
- paintbrushes
- white paint
- glitter




## Here's How



1 Make a snowflake shape with the pasta on the wax paper.



2 Cover the snowflake with glue and let dry. Be sure to get glue in between the pasta pieces.



3 Paint the snowflake white.



4 Sprinkle glitter on the snowflake while the paint is wet.